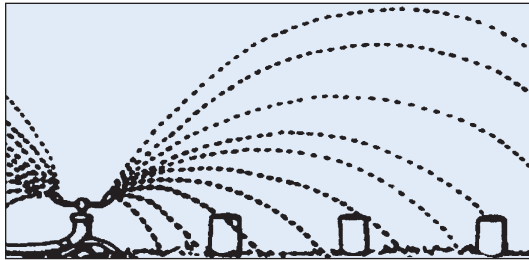


## Watering Your Florida Lawn

### CALIBRATE YOUR SPRINKLER SYSTEM

- Use 5 or 6 cans or other containers, all the same size.
- For an in-ground sprinkler system, place containers randomly throughout one sprinkler zone. Repeat for each zone.
- For a hose-end sprinkler, place containers evenly in a straight line from the sprinkler to the edge of the watering pattern.
- Turn the water on and let it fill the cans for 15 minutes.
- Pour all the water into one can, measure to the nearest 1/18th of an inch and divide by the number of cans.
- This shows how much is being applied in 15 minutes.
- To determine the irrigation rate in inches per hour, multiply the average depth of water times four.



### WATER ONLY WHEN NEEDED

To develop deep, healthy root systems, plants should be watered only when the first signs of wilt occur. As the soil begins to dry out, the lawn will show a lack of moisture by length-wise folding or rolling of blades. When the lawn shows signs of wilt, it is time to irrigate.

### WET ONLY THE ROOT ZONE

Approximately 1/2 to 3/4 of an inch of water will wet about one foot of Florida sand, which will reach most grass, shrub and tree roots. By wetting only the root zone of plants, there is a dramatic saving in water, weeds are not encouraged to grow and plant growth is increased. Watering too deep, past the feeder roots will waste water. If not enough water is applied, shallow root systems will develop and the plant will be unhealthy.

### FOLLOW WATER RESTRICTIONS

Contact City of Sanford Utility Department Customer Service at 407.688.5105 for water restriction information for your address.

### USE SEPARATE SYSTEMS

Shrubs and other plants require less water than turf. If possible, (especially if installing a new system) consider putting in one system for the lawn and a separate one for the shrubs and other plants. *Rain sensors are required on all new irrigation systems.*

### SAVE WITH THE CITY OF SANFORD'S ALTERNATIVE WATER SERVICE

The City of Sanford's alternative water service will help you save in three ways.

- First—  
Alternative water will help save fresh water.
- Second—  
Alternative water helps you save money. The consumption charge per 1,000 gallons is less than that of potable water.
- Third—  
Alternative water's nutrients help you save the environment.

*Alternative Water Service  
Areas Are Limited*

  
CITY OF  
**SANFORD**  
PUBLIC WORKS & UTILITIES  
DEPARTMENT  
CITY OF SANFORD  
UTILITY DEPARTMENT  
PO. BOX 1788  
SANFORD, FLORIDA 32772

# WATER CONSERVATION ACTION GUIDE



CITY OF  
**SANFORD**  
PUBLIC WORKS & UTILITIES  
DEPARTMENT

*City of Sanford  
Utility Department*



*Seminole County Cooperative  
Extension Service*

[www.SanfordFL.gov](http://www.SanfordFL.gov)

PRSRRT STD  
U.S. POSTAGE  
PAID  
MID-FL, FL  
PERMIT #451

## WATER CONSERVATION:

*The wise use and protection of the clear, colorless, nearly odorless and tasteless liquid, essential for most plant and animal life.*

**H**igh quality water that we need and expect in our homes is not an infinite resource. Less than 1% of the world's water supply is suitable for use.

Saving water can save the environment by helping ease the burden on water storage, purification, distribution and treatment facilities.

Two-thirds of water used in an average home is used in the bathroom, mostly for flushing toilets and for showers and baths. Conserve water now, in order to avoid severe shortages in the future.

- Change wasteful habits.
- Use water saving devices.
- Repair leaks promptly.
- When available, use reclaimed water.
- Use water wisely.













Remember, you are paying for every drop!

### DON'T LOSE OUT FROM LEAKS!

A slow drop can add up to 15 or 20 gallons per day, while a 1/16th-inch faucet leak can waste one hundred gallons in 24 hours. Leak-proof your home to save water!

To detect leaks, turn off all water in your home and check the outside meter. Read the meter again in 15 minutes. If it hasn't moved, you have no leaks. If it has, search them out.

# WATER SAVER'S GUIDE

WASHING MACHINE	HAND DISHWASHING	AUTOMATIC DISHWASHER	FAUCET DRIPPING	TOILET	SHAVING
 <p><b>40 to 45 gallons</b> usually, some up to <b>60 gallons</b>. Wash only full loads; the more clothes, the less water</p>	 <p><b>25 gallons</b> with tap water running half-open, 18 minutes. 5 gallons washing and rinsing in sink or dishpan.</p>	 <p><b>11 to 14 gallons</b> full cycle; <b>8 to 9 gallons</b> short cycle. Accumulate dishes, run only when full.</p>	 <p><b>15 to 21 gallons</b> per day. Its easy to put in a new faucet washer and it costs just a few cents.</p>	 <p><b>5 to 7 gallons</b> per flush. Save <b>1 gallon</b> by placing a one-liter bottle in the tank. Flush when necessary.</p>	 <p><b>15 gallons</b> for a 10-minute shave with tap water running. Fill basin and shave: <b>1 gallon</b>.</p>
BRUSHING TEETH	WASHING HANDS	SHOWER	BATH	HOME HUMIDIFIER	NO-NO'S
 <p><b>7.5 gallons</b> for 3 minutes of brushing with water running. Wet brush, turn off water, brush teeth, then rinse: <b>1/2 gallon</b>.</p>	 <p><b>1.5 gallons</b> for a one-minute wash. Wash hands with moist towelettes in kitchen and bathroom, save water by the gallon.</p>	 <p><b>12 gallons</b> per minute. With flow restrictor; <b>3 gallons</b> per minute. To cut down even more, wet down, soap up and rinse off.</p>	 <p><b>36 gallons</b> full tub: 1/3 full still gets you clean. Make sure drain is closed before turning water on.</p>	 <p><b>5 to 23 gallons</b> per day, depending on size, if attached to force air furnace. Free standing console type: up to <b>12 gallons</b> per day used.</p>	 <p>Hose without automatic shut-off: <b>200 gallons</b> an hour. Sprinkler: 1" of water on a typical lawn: <b>1,850 gallons</b>. Water only when necessary.</p>

## DON'T LET A SHORTAGE LEAVE YOU DRY!

**For further information on more efficient water use both in the home and in the landscape, contact—**



CITY OF  
**SANFORD**  
PUBLIC WORKS & UTILITIES  
DEPARTMENT

[www.SanfordFL.gov](http://www.SanfordFL.gov)

### CITY OF SANFORD

UTILITY DEPARTMENT  
Manager, Utility Support Services  
P.O. Box 1788 • Sanford, Florida 32772

**407.688.5105**



### UNIVERSITY OF FLORIDA

**Seminole County Cooperative Extension Service**

250 W. County Home Road • Sanford, Florida 32773

**407.665.5551**